

SPECIFICATION



CR14250H 3.0V

Speciality Battery

Electrical characteristics

(Typical values relative to cells stored for one year at +30 °C max)

○ **Nominal capacity** 950mAh
Discharged capacity at 0.5mA, +25 °C, 2.0V cut off

○ **Nominal voltage** 3.0V

○ **Max. recommended continuous current** 7mA
Discharged to 2.0V at +25°C permitting 50% of the nominal capacity to be achieved

○ **Max. Pulse capability** 70mA
Current value is obtained 2.0V cell voltage when pulse is applied for 15 seconds at 50% discharge depth at 25°C

○ **Operating temperature rang** -40C -- +85C
Battery's performance will be effected when the operating temperature exceeds 70 centi grade.
for further informaition, please consult FANSO.

STORAGE:


Stored in clean, dry and cool circumstances (the temperature should be 20 degree or lower, less than 30 degrees)

WARNING:

Don't charge, crush, disassemble, expose contents to water, heat above 100°C or may lead to explosion, burn or poison goods leakage. Discarded battery should be buried deeply to the ground.

Key features

- High and stable operating voltage
- Low self-discharge rate
 - Annual self-discharge rate lower than 1% at +20°C
- Stainless steel
- Glass to metal seal
- Compliant with IEC 86-4 safety standard
- Non-restricted for transport

 UL Component Recognition
File Number MH46165

Main applications

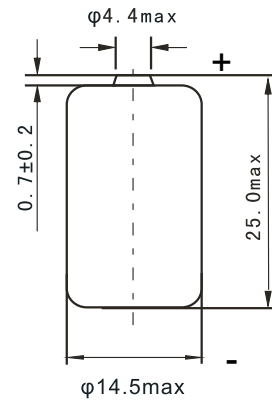
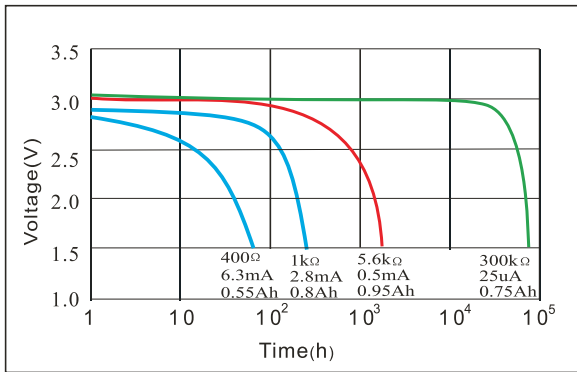
- Alarms or security equipment
- Smoke detectors
- Memory backup
- Real time clock
- Professional electronic equipment
- Medical equipment

.....

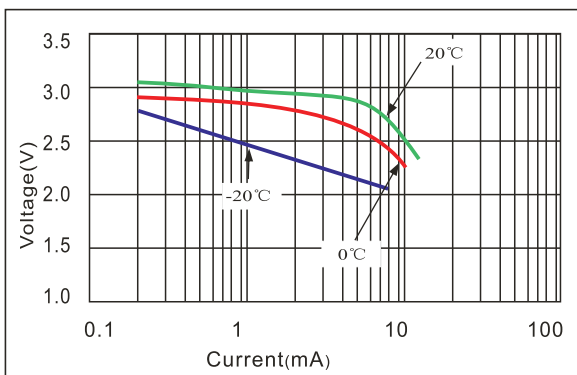
CR14250H

950mAh

Discharge characteristics at 25°C



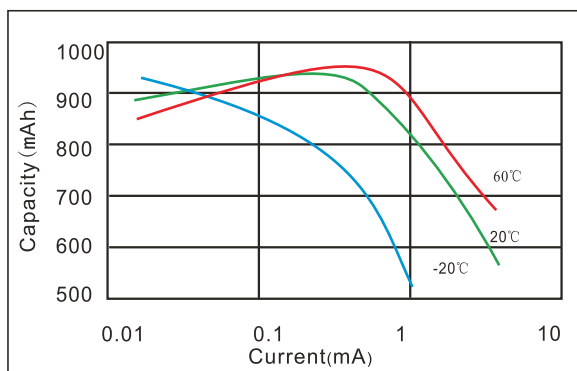
Voltage vs Current curve



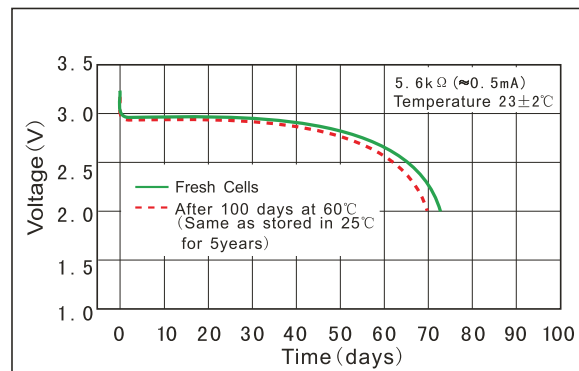
Dimensions in mm
Weight: 12g

Available Terminations	
-/P*	Axial pin
-/T /PT2*	Radial Pin
-/PT /TP*	Polarized Tab
(*) : Reference to Standard Terminals for Single Cells	

Capacity vs Current curve



Discharge characteristics after storage



Data in this page is subject to change without notice and becomes contractual only after written confirmation by Fute.

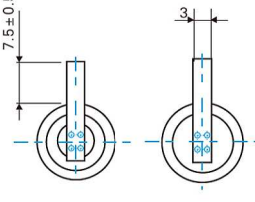
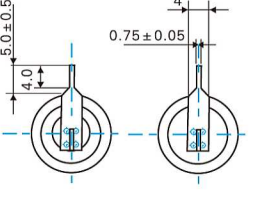
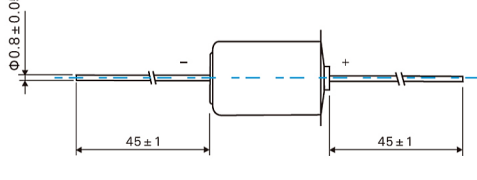
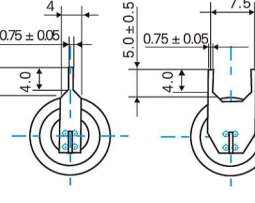
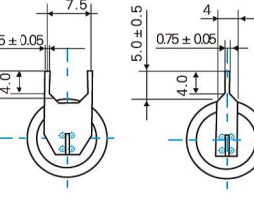
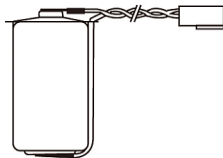
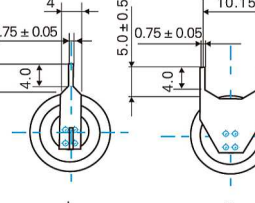
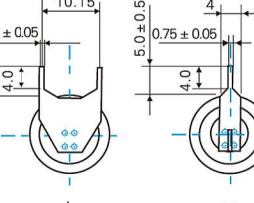
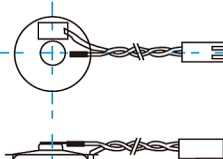
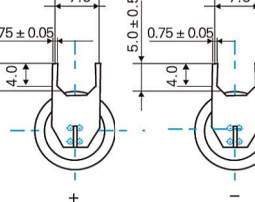
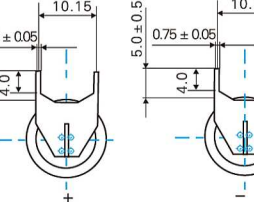
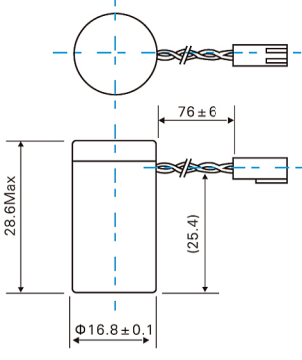
WUHAN FANSO TECHNOLOGY CO.,LTD.

Address: No.1 Sitai Industrial Park, YongFeng Avenue, Hanyang District, Wuhan City, China.

Tel: 86-27-84452920 Fax: 86-27-84453116 Post Code: 430051

www.fansobattery.com lixf@fansobattery.com

Terminals for single cells(can be customized)

<p>T=0.2</p>  <p>+ -</p> <p>-/T</p>	<p>T=0.2</p>  <p>+ -</p> <p>-/2PT</p>	 <p>-/P</p>
<p>T=0.2</p>  <p>+ -</p> <p>-/3PT</p>	<p>T=0.2</p>  <p>+ -</p> <p>-/3TP</p>	 <p>Connector Type1</p>
<p>T=0.2</p>  <p>+ -</p> <p>-/3PF</p>	<p>T=0.2</p>  <p>+ -</p> <p>-/3FP</p>	 <p>Connector Type2</p>
<p>T=0.2</p>  <p>+ -</p> <p>-/4PT</p>	<p>T=0.2</p>  <p>+ -</p> <p>-/4PF</p>	 <p>Case Type</p>